

Coronavirus Update 13.03.2020

Resource Centre and social groups and activities at the Centre

Week commencing 16th March: Walthew House will remain open unless government advice changes.

Week commencing 23rd March: the Resource Centre will be closed and all centre based social groups and activities for vulnerable groups cancelled. Resource Centre and class and activity volunteers will not be needed.

Youth Group and Deaf Sport and Social Club will close from 27th March. Youth Group will reopen 24th April. Deaf Sports and Social Club will reopen 17th April, unless government advice changes.

The Resource Centre will reopen and centre based social groups and activities will resume on Tuesday 14th April unless government advice changes.

Other centre based activity

Walthew House will remain open to room hire unless government advice changes. Volunteers will be needed as usual but those in high risk categories may wish not to come into the centre. They should inform staff if they are not coming in.

Activities and events in the wider community

Activities and events in the wider community will continue uninterrupted unless cancelled by third party organisations or due to the closure of venues. Volunteers will be needed as usual but those in high risk categories may wish not to attend. They should inform staff if they are not attending.

Information Helpdesk and other services

Services will continue uninterrupted unless government advice changes. Volunteers in high risk categories may wish not to come into the centre. Volunteers will be needed as usual but those in high risk categories may wish not to come into the centre. They should inform staff if they are not coming in.

Walthew House has now moved to Step two of its Coronavirus Policy (overleaf).

Walthew House is an independent local charity providing practical and emotional support to people with sight or hearing loss. Registered charity number: 1167748. Registered company: 09306241.

Coronavirus – Policy

Coronavirus has spread and there is now a risk that it will become established in the UK. This document sets out the action plan for Walthew House.

Step 1 - Prevention of spread

To prevent the risk of spread a number simple actions are to be adopted:

1. Handwashing: Regular handwashing reduces the risk of spread. Washing with soap works but when this is not convenient or available alcohol / antiseptic hand rub should be used. NHS advice on handwashing is at the end of this document. Particular care should be taken when serving drinks or refreshments or coming into direct contact with others.
2. Clean surfaces. Before and after use, surfaces should be wiped down. Resource Centre equipment should be wiped before and after demonstration.

Step 2 – Protection of vulnerable groups

If the risk rises to the point where there is a chance that a member of Walthew House staff, service user, volunteers or other user of the building may infect others, the following actions will be taken:-

1. Cancellation of group meetings and activities
2. Risk assessments on 1:1 meetings :-
 - a. Can the meeting/activity be delayed
 - b. Can it be carried out over the telephone
 - c. What prevention actions can be taken to reduce the risk of spread (Stage 1 / face masks)

Step 3 – Protection of all users of Walthew House.

If the risk rises to the point where there is a high probability of the spread of infection, the following actions will be taken:-

1. Walthew House will be closed
2. Staff will work remotely

Conclusion

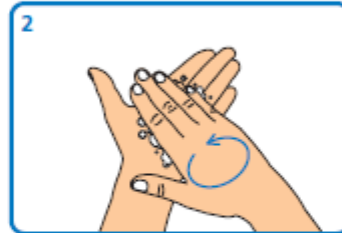
This is a contingency plan and the chances of Steps 2/3 being implemented are low but the actions on stage one are to be implemented with immediate effect.

Walthew House is an independent local charity providing practical and emotional support to people with sight or hearing loss. Registered charity number: 1167748. Registered company: 09306241.

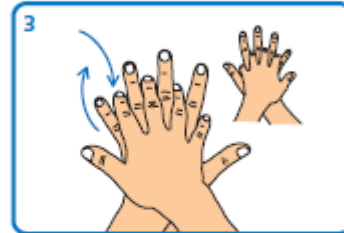
Alcohol handrub hand hygiene technique – for visibly clean hands



1 Apply a small amount (about 3 ml) of the product in a cupped hand



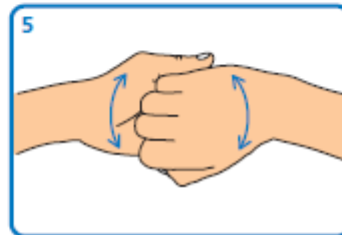
2 Rub hands together palm to palm, spreading the handrub over the hands



3 Rub back of each hand with palm of other hand with fingers interlaced



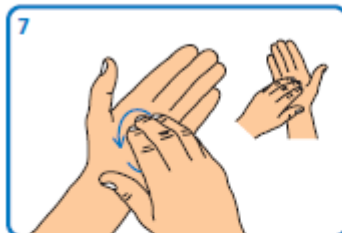
4 Rub palm to palm with fingers interlaced



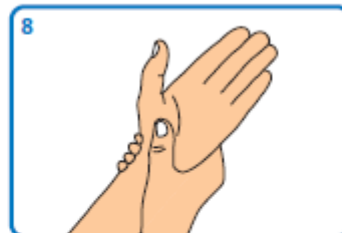
5 Rub back of fingers to opposing palms with fingers interlocked



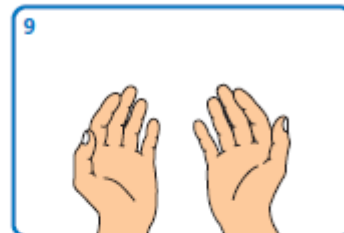
6 Rub each thumb clasped in opposite hand using a rotational movement



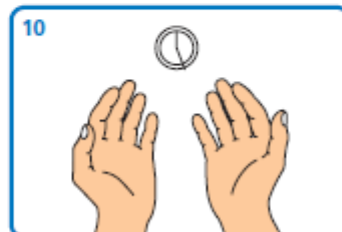
7 Rub tips of fingers in opposite palm in a circular motion



8 Rub each wrist with opposite hand



9 Wait until product has evaporated and hands are dry (do not use paper towels)



10 The process should take 15–30 seconds